



seamaster 2017  
ITTF WORLD TOUR



# TV Production Guidelines 2017

*World Feed – International Standards for  
Seamaster 2017 ITTF World Tour*

© 2016

ITTF  
Kimberly Koh

# CONTENTS

<b>1. World Feed –</b>	<b>3</b>
<b>International Standard Requirements</b>	
TV Cameras	
TV Table Setup	
<b>2. Camera Position and Specifications</b>	<b>5</b>
<b>3. Commentary Position Requirements</b>	<b>12</b>
<b>4. General Production Standards</b>	<b>15</b>
<b>5. Others</b>	<b>19</b>
Competition Duration	
News Edits	
<b>6. Satellite Transmission</b>	<b>21</b>
<b>APPENDIX: Height of Main Camera</b>	<b>22</b>
<b>CONTACTS</b>	<b>23</b>



# 1. World Feed - International Standard Requirements

## 1.1 TV Camera

One (1) TV table has to be set up according to the drawing included in this document. The same following set up of cameras has to be used. The TV production must be provided in **HD 16:9 with the graphics in a 16:9 title safe mode.**

The following isolated cameras should be provided around the TV table:

1. Main camera (see the position of the camera in Appendix)
2. Super slowmotion camera
3. Close up camera
4. Close up camera
5. Handheld camera

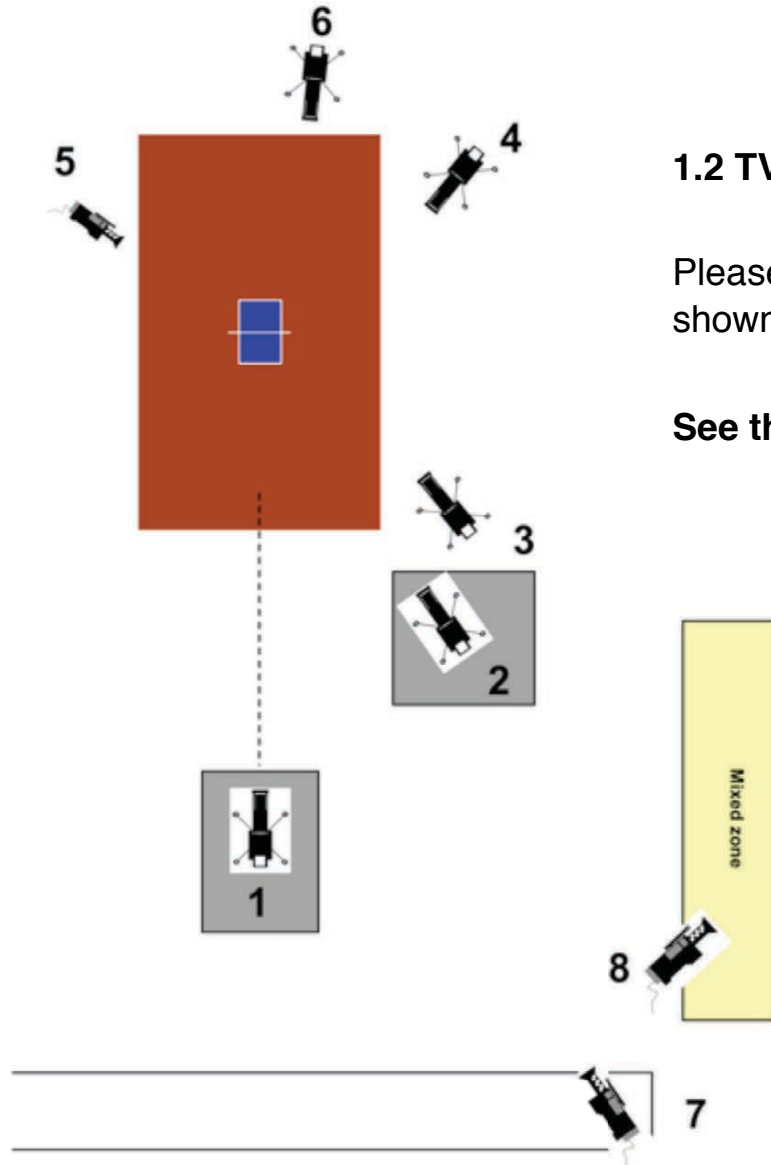
Not mandatory but would be our suggestion:

6. Super slowmotion reverse camera
7. Beauty shot camera
8. Mixed zone camera



We recommend additional camera such a crane or jib camera is welcome to upgrade the TV production.

# 1. World Feed - International Standard Requirements



## 1.2 TV Table Setup

Please set up the TV Table as the diagram shown on the left.

See the position of Camera 1 in Appendix.

## 2. Camera Position & Specifications

### 2.1 Camera 1- Main Camera: Lens 21x1mm

See the position of Camera 1 in Appendix.

This is the most used camera and will provide the main wide shot of the game. This camera must be elevated on a scaffold and positioned in the centre behind the table. A big advantage would be to use an electric scaffold in order to fix the position of the main camera very easily at the right height from the floor since this height depends on how far it is behind from the table.

The main camera shot must have the entire line of surrounds just on the top of the TV screen, and the whole logo should remain within the framing. **It will generally remain stationary during a point, unless to follow the players when the ball is played far from the table and outside of the usual shot.**




## 2. Camera Position & Specifications

### 2.2 Camera 2- Super slowmotion: Lens 70x1mm

This camera is mainly used for super slowmotion replays but can be used also as an alternative to cover the game from another angle.

Ideally, this camera is positioned in the angle of the playing surface on a scaffold below the main camera.



## 2. Camera Position & Specifications

### 2.3 Cameras 3 and 4- Close-up Cameras: Lens 55x1mm

These are the 2 cameras on tripods positioned on the floor close to the surrounds that give the close-up shots of the players. The camera 3 shoots a player since the camera 4 is shooting the other one and this all the time.

These 2 cameras could also be used to cover the game from time to time making the TV production more exciting with different views of the game and the players.



## 2. Camera Position & Specifications

### 2.4 Camera 5- Handheld (Portable Camera): Lens 15x1mm

Very important camera mainly used to cover everything which is not covered by all the other cameras such as crowd, attitude details, game incidents, ambiance, coaches, umpire, etc.

The cameraman 5 has to be as creative as possible to provide the producer with shots that the other cameras cannot give.

Recommended usage of Steadicam accompanied with boom mic





## 2. Camera Position & Specifications

### 2.5 Camera 6- Reverse super slowmotion Camera: Lens 70x1mm

On a tripod, positioned on the floor just behind the table and reversed to the main camera. This camera is the most important one to provide the TV production with the highest standard of broadcast.



## 2. Camera Position & Specifications

### 2.6 Camera 7- Beauty shot Camera: Lens wide angle

On a tripod, this camera has a fixed shot without cameramen and provides the wide shot used for the opening and the closing sequence.



## 2. Camera Position & Specifications

### 2.7 Camera 8- Mixed Zone Camera: Lens wide angle

Portable camera on a tripod to be used for interviews in the mixed zone and unilateral requests from the rights holder.



# 3. Commentary Position Requirements

## 3.1 Introduction

Below is a description of the equipment required and other relevant details that make up the commentary position for World Feed television production for all ITTF events.

The Host Broadcaster (HB) must meet requests made by ITTF/Lagardère.

### **NOTE:**

Should the HB is not capable of meeting the requirements above, it is in their responsibility to consult ITTF/Lagardère before any decisions are made.

### **CONTACT:**

Should there are any issues or questions, please contact  
[se.operations@lagardere-se.com](mailto:se.operations@lagardere-se.com)

# 3. Commentary Position Requirements

## 3.2 List of Requirements

### 3.2.1 Equipment

Commentary equipment required for World Feed:

- Set up for 1 to 2 ITTF Commentators
- Fully equipped commentary position, including Commentary Box unit (technical audio mixing system), Cole Lip microphones and headsets, 20” LCD monitor(s) with World Feed coverage (Dirty)
- Talk Back communication to HB OB or production control room
- Audio Engineer on Standby (with close contact with the OB Audio Room)
- Internet connections (LAN or WiFi)
- Available standard electrical power
- World Feed commentary audio – mixed & monitored by HB Audio Supervisor and delivered with the World Feed coverage on the associated audio circuits as per fixed audio configurations.
- Tables and Chairs enough for 4 persons (2 commentators, 1 HB Audio Engineer, 1 Producer)
- All at no charge to ITTF/Lagardère

# 3. Commentary Position Requirements

## 3.2 List of Requirements

### 3.2.2 Audio Configuration

HB must assist in mixing the English Commentary on audio Channel 3 and 4 with International Sound (ambience). Should there be commentary positions requested by Visiting Rights Holders (VRH), their commentary track should go to Channel 4.

ITTF/Lagardère will advise if this should be Mixed or Clean.

Below is a summarized Audio Configuration for World Feed:

Channel 1: International Sound (Mono)

Channel 2: International Sound (Mono)


Channel 3: English Commentary Mixed (Mono)

Channel 4: English Commentary Mixed (or VRH Commentary Mixed/Clean) (Mono)

Channel 5: Director's audio

### 3.2.3 Position and Venue

The Position must be placed on the same side as the Main Camera. Proper barrier should be put up to minimize interference from the crowd. The position MUST be elevated with clear and unobstructed view of the table(s). Best reference will be to be as near to the main camera as possible.



# 4. General Production Standards

## 4.1 Introduction

Below is a summary of the requirements.

The Host Broadcaster (HB) must meet requests made by ITTF/Lagardère.

### **NOTE:**

Should the HB is not capable of meeting the requirements above, it is in their responsibility to consult ITTF/Lagardère before any decisions are made.

### **CONTACT:**

Should there are any issues or questions, please contact  
[se.operations@lagardere-se.com](mailto:se.operations@lagardere-se.com)

# 4. General Production Standards

## 4.2 List of Requirements

### 4.2.1 Recording Format

The preferred form of recordings are in Hard Disk Drive (HDD). Videos recorded are recommended to be in .MOV format encoded in/or equivalent to Apple ProRes 422 HQ.

If not possible, recording can be made on tapes, which must be in HDCAM and TV standard must be in PAL – with exception to NTSC regions: Japan, South Korea and others.

### 4.2.2 English Graphics

The recordings must be the exact of the produced World Feed, therefore, must have English Graphics.

ITTF has produced a TV graphics theme for the Seamaster 2017 ITTF World Tour which will be sent to you by ITTF's representative at least 1 month prior to the event. To ensure consistency, correct branding and to strengthen the World Tour brand, this theme (colors, logos, fonts, wipe etc) MUST be used by the Host Broadcaster according to the separate TV Graphics guidelines.



# 4. General Production Standards

## 4.2 List of Requirements

### 4.2.3 Audio Configuration

The tape copies must have the exact audio configuration as the produced World Feed, unless instructed otherwise. English Commentary is a MUST have in the recording.

The World Feed audio configuration (hence the recordings) must be as follows:

Channel 1: International Sound (Mono)

Channel 2: International Sound (Mono)

Channel 3: English Commentary Mixed (Mono)

Channel 4: English Commentary Mixed (or VRH Commentary Mixed/Clean) (Mono)

It is HB's responsibility to ensure all recordings must meet requirement 4.2.2 and 4.2.3

# 4. General Production Standards

## 4.2 List of Requirements

### 4.2.4 Logistics and Preparations

If recorded on Hard Disk Drive, matches should be cut in ONE (1) match per file and must be labeled correctly. A document should be included with the Play Order.

If recorded on tapes, matches must be recorded in ONE (1) match per tape and must be labeled correctly. Tape recordings must be accompanied with Tape Order/ Play Order.

HB should not charge ITTF/Lagardère for the recordings, disks or tapes. They must be provided to ITTF/Lagardère at no cost. Prior to delivery, it is HB's responsibility to neatly pack and ready for courier pickup.

HB must deliver the recordings via DHL to the address below:

International Table Tennis Federation

Marketing & Asia Pacific Headquarters

301 Lor 6 Toa Payoh #01-01 Singapore 319392

Tel: +65 64738022

# 5. Others

## 5.1 Competition Duration

- 2 Days of Qualifications, 3 to 4 days of Main Draw
- Two (2) days of TV production with one (1) International Feed available

## 5.2 Note to Host Organizers

Kindly ensure full cooperation is provided to HB to organize venue related concerns:

1. Commentary position with power supply, WIFI access
2. Power for SNG truck

# 5. Others

## 5.3 News Highlight

HB will be required to edit a 3 - 5 minutes News clip consisting of highlights of the day and ready for play out after end of each World Feed day. This will be delivered to international broadcasters via satellite (organized by Lagardère).

News clips should be made for every TV Table produced for each day of production.

# 6. Satellite Transmission

## 6.1 Satellite Transmission

All the technical details such as satellite names and route, transponder, slots, downlink frequency, symbol rate, FEC, TV standard, encoding, encryption and audio configuration will be provided by ITTF.

ITTF is in charge of ALL the satellite transmission with the host broadcaster.

Usual services provided by SNG will be for distribution of:

- International World Feed (Multilateral feed)
- Selected TV matches (Unilateral feed) (Upon request)
- Live Stand-up & Tape Play Outs (Unilateral feed) (Upon request)

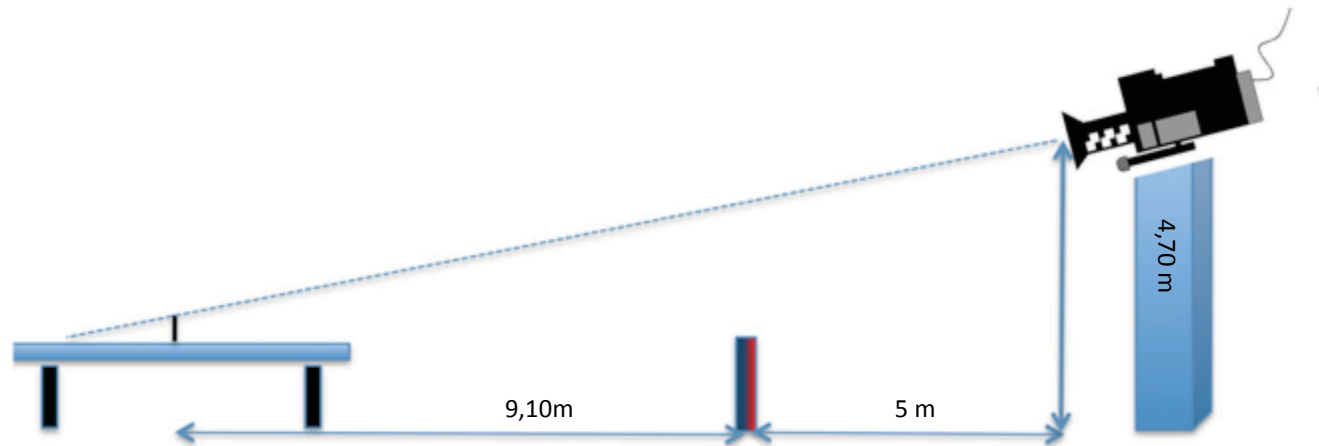
HB Responsibilities:

1. HB must provide output in form of SDi with embedded audio
2. HB must include parking and power requirement into planning of TV Compound enough for maximum of 2 SNG trucks.



# APPENDIX: Height of Main Camera

(TV Court 18.20M X 9.80M)



**REFERENCE : Height of the main camera to provide with the right shot angle**

5 m behind the line of surrounds = 14,10m from the middle of the table

Main camera should be at 4,70m

**L** = distance of the main camera from the middle of the table = 14,10m

**H** = height of the camera = 4,70m

**To know the height of the main camera, the formula to be applied is:  $H = (4,70/14,10) \times L$**

Example :

L = 9,10m to the line of surrounds + 20m behind = 29,10m

The height of the main camera should be  $H = (4,70/14,10) \times 29,10 = 9,60m$

# CONTACTS



## ITTF

### **Kimberly Koh**

Business Development Manager

Mobile: +65-91146368

[kimberly@ittfmail.com](mailto:kimberly@ittfmail.com)

### **Karl Jindrak**

ITTF Competition Director

Mobile: +43 699 1241 7193

[kjindrak@ittfmail.com](mailto:kjindrak@ittfmail.com)

### **Steve Dainton**

ITTF Marketing & Commercial  
Director

Mobile: +65 9185 2322

[sdainton@ittfmail.com](mailto:sdainton@ittfmail.com)



## Lagardère Sports

[se.operations@lagardere-se.com](mailto:se.operations@lagardere-se.com)



ITTF.com