



# 2020 ITTF WORLD TOUR

## 2020 ITTF World Tour– Sports Presentation

As our sport grows bigger and bigger in terms of sponsorship and spectatorship, it is important for the ITTF to improve the sport presentation in order to continue to attract the interest of people around the world in table tennis.

This following document will act as a guide to all organizing committees of the ITTF World Tour, on the important elements of sports presentation and the implementation of the elements.

The LOC **must** appoint a sports presentation manager to work with the ITTF competition manager & Media Officer prior to the event to implement the entire sport presentation onsite to described in the following document. A properly run sports presentation will allow fans to have a unique and memorable experience outside of just table tennis and will encourage them to come back for more.

There are **6** key elements for sports presentations:

1. Announcements
2. Music
3. LEDs and Videos walls
4. Lights
5. Performance & interactive activities
6. March-in

\*Updated 29 October 2019



# 2020 ITTF WORLD TOUR

## 1. Announcements

### 1.1 Personnel Required:

#### a. 1-2 Presenter (on-field)

The role of the presenter is to encourage spectator participation during dead time and also for TV presentation.

The presenter must be bilingual in both the host country's language and English with clear and concise pronunciation.

As the presenter also acts as an anchor for TV presentation, the presenter should have some experience presenting in front of live television. Live segments include interviews with players, coordinating crowd interaction by having quizzes and games during breaks.

During dead time, the presenter should play the role in educating the audience by feeding them with entertaining information, giving them an insight of the sport.

A wireless handheld microphone should be available for the presenter.

#### b. 1-2 Announcer

To provide spectators with key sports-specific information (eg. Format of play, rules etc.), and also remind the spectators of housekeeping information. The announcer will also be in charge of the announcements during the award ceremony, march-in ceremony.

### 1.2 Required Documents:

#### a. Script:



# 2020 ITTF WORLD TOUR

Scripts	Specificities
Generic	Welcome speech and session conclusion*, emergency plans, security, public announcements**
Sport scripts	Rules, format of play Athlete introduction*
Victory ceremony	Name of prize winners, guest of honour, sequence of prize presentation*

\*Refer to annexes

\*\*Scripts of emergency plans, security and public announcements to be prepared by OC, as measures differ according to each country

Name of winners and guest of honor will be made available to announcer by organizing committee (OC).

### 1.3 Example of a role of an Presenter (P) & Announcer (A) timeline (one show court):

Real time (HH:MM:SS)	Duration (HH:MM:SS)	Sequence	Activities
-00:30:00 (30 minutes before 1 <sup>st</sup> )	00:22:30	Crowd coming in	P: Start engaging the crowd A: Housekeeping information/introduction of World Tour ( <b>Annex A</b> )



# 2020 ITTF WORLD TOUR

point is played)			
-00:07:30	00:02:00	Before march-in	
-00:05:30	00:01:00	Promo of 1 <sup>st</sup> athlete	A: Refer to Match Introduction script ( <b>Annex B</b> )
-00:04:30	00:00:30	1 <sup>st</sup> player runs in	A: Refer to Match Introduction script ( <b>Annex B</b> )
-00:04:00	00:01:00	Promo of 2 <sup>nd</sup> athlete	
-00:03:00	00:00:30	2 <sup>nd</sup> player runs in	A: Refer to Match Introduction script ( <b>Annex B</b> )
-00:02:30	00:00:30	Umpire introduction	A: Refer to Match Introduction script ( <b>Annex B</b> )
-00:02:00	00:02:00	Players warming up	
00:00:00 (start of 1 <sup>st</sup> point)	00:05:00*	Start of first game	
	00:24:00*	Between games till end of the match	A: Housekeeping matters (no flash photography etc) – when required.
	00:01:30-00:02:30	End of match	P: Presenter to approach winner for on court interview
	00:04:00	Between matches	P: Presenter to keep crowd engaged and ready for the next match.
		End of session – crowd leaves	Refer to session conclusion script ( <b>Annex C</b> )
	00:00:20 – 00:00:30	End of Final - Start of victory ceremony	Refer to Point 5. Award Ceremony (page 14)

\*Timings are subject to changes according to live situations

## 2. Music

One of the essential elements of sports presentations is the music element. The aim of the music is to provide the spectators on what to expect, whenever different music is played. Music has the ability to generate suspense, anticipation and excitement from the spectators.

Music should be played appropriately to the occasion and volume of music should also be adjusted accordingly. It is important that the sound system is being checked at least an hour before every new session starts, to ensure good quality sound.

These music includes:

- Official music full theme: ITTF\_Official-music\_Full\_theme\_loop



# 2020 ITTF WORLD TOUR

- Players march in: March IN Full Loop (when more than 2 tables are used)
- Breaks: Break – KING (used for break between followed by matches)
- Timeout: Time Out - SMASH
- Conclusion of match (played only when one show court is left): Conclusion match - KING
- Awarding ceremony: Awarding Ceremony

## **For Finals, there is a different version for:**

- Players march in: Finals March in
- Timeout: Finals Time Out
- Conclusion of match: Finals Conclusion

The World Tour music can be downloaded here: [https://www.dropbox.com/sh/xqp8yeped8yailm/AADayH4\\_Bs2PqaJ\\_hWfwqJrta?dl=0](https://www.dropbox.com/sh/xqp8yeped8yailm/AADayH4_Bs2PqaJ_hWfwqJrta?dl=0)

Specifically, when only one show court is left, the Official ITTF music has to be played for the 1<sup>st</sup> timeout and break. For subsequently breaks and timeouts, local flavour music can be played to suit the local crowd.

The bumper shall be played to buffer transitions, which will be decided by the audio operator/music DJ.

## **2.1 Personnel Required:**

- a. Music DJ: operates the audio mixing console which will control all audio feeds and levels within the venue. Takes cues from the sport presentation manager
- b. Assistant for Music DJ: Assist the main Music DJ and also operate the audio playback device, takes cues from the sport presentation manager. Responsible for music tracks for pre-show and post-show periods etc

## **2.2 Equipment Required:**

### **2.2.1 Main speaker**



# 2020 ITTF WORLD TOUR

- Mid-range
- Bass
- Sub-bass

## 2.2.2 Delay speaker

- Mid-range

## 2.2.3 Foyer speaker

- Mid-range

## 2.2.4 Control system

- Digital mixing console
- Analog mixing console
- CD player
- Wireless handheld microphone

## 2.3 Example of music rundown

Real time (HH:MM:SS)	Duration (HH:MM:SS)	Sequence	Music
-00:30:00 (30 minutes before 1 <sup>st</sup> point is played)	00:22:30	Crowd coming in	Local flavour music
-00:07:30	00:02:00	Before march-in	Music from image mapping or laser light show
-00:05:30	00:01:00	Promo of 1 <sup>st</sup> athlete	
-00:04:30	00:00:30	1 <sup>st</sup> player runs in	March IN Long (1:30 mins) March IN Short (1:00 mins)



# 2020 ITTF WORLD TOUR

			Depends on how far the entrance is from Field of Play
-00:04:00	00:01:00	Promo of 2 <sup>nd</sup> athlete	
-00:03:00	00:00:30	2 <sup>nd</sup> player runs in	March IN Long (1:30 mins) March IN Short (1:00 mins) Depends on how far the entrance is from Field of Play
-00:02:30	00:00:30	Umpire introduction	
-00:02:00	00:02:00	Players warming up	Local flavour music
00:00:00 (start of 1 <sup>st</sup> point)	00:05:00*	Start of first game	Music stops the moment match is going to start
00:05:00	00:01:00	End of first game	Official theme music for first break. Local Flavour music
00:06:00	00:24:00*	Start of second game till end of match	
		1 <sup>st</sup> Timeout during game	Time out
		Subsequent breaks and timeouts	Local flavour music
00:40:00	00:01:30-00:02:30	End of match	Conclusion match
		Scenario: while waiting for followed by matches to start	Local flavour music when no activities are happening. Music volume to be soften when Presenter is engaging the crowd
		End of session – crowd leaves	Local flavour music
01:00:00*	00:00:20 – 00:00:30	End of Final - Start of Award Ceremony	Awarding Ceremony Music. Volume to be soften when Presenter is engaging the crowd
Refer to Point 5. Award Ceremony (page 14)			





# 2020 ITTF WORLD TOUR

## 3. LED & Video Walls

### 3.1 Types of LED & Video Walls:

- a. Central Screen (i.e Big screen)
- b. LED Surrounds
- c. LED Gate

To be used for different purposes:

		Central Screen	LED Screens
1	Sponsors' Recognition	<ul style="list-style-type: none"> <li>• Event backdrop</li> <li>• Sponsor information</li> <li>• Sponsor video ad</li> </ul>	<ul style="list-style-type: none"> <li>• Rotating sponsor advertisement (single colour OR full colour)</li> <li>• Sponsor video ad</li> </ul>
2	Information & presentation graphic	<ul style="list-style-type: none"> <li>• Player March-in video</li> <li>• Scoreboard</li> <li>• Daily schedule</li> <li>• Road to final</li> <li>• Key moments: winner</li> <li>• Event intro video</li> <li>• Engagement activities with fans – cheer/clap along to a beat etc</li> <li>• Social media integration (live tweet feed etc)</li> <li>• ITTF video archive (will be provided upon request)</li> </ul>	<ul style="list-style-type: none"> <li>• Event name + round</li> <li>• Player's introduction (name, country, ranking)</li> <li>• Match info such as: game point, timeout, match point, winner</li> <li>• March-in graphics in sync with music</li> </ul>
3	Award Presentation	<ul style="list-style-type: none"> <li>• Event backdrop</li> <li>• Winner's competition highlights</li> <li>• Award presentation category (Men's Singles, Women's Singles etc)</li> </ul>	<ul style="list-style-type: none"> <li>• Player's name</li> <li>• Award presentation category (Men's Singles, Women's Singles etc)</li> </ul>
4	Others	<ul style="list-style-type: none"> <li>• Finals Promo Video</li> <li>• Live footage</li> </ul>	





# 2020 ITTF WORLD TOUR

- |  |  |  |  |
|--|--|--|--|
|  |  | <ul style="list-style-type: none"><li>• Alternative video angles</li><li>• TTR Video replay system (if applicable)</li></ul> |  |
|--|--|--|--|

**\*Please refer to Annex D for more information**

If the LOC would like, a **LED gate** could be used for player's intro at the same time as the central screen. Refer to examples for more information.

### 3.2 Personnel Required:

- a. Video Desk Manager (VDM) : Oversee the operation of all video asset by switching between several various feeds going live to the video wall.
- b. Video playback operator: assist the VDM, choosing the appropriate images/videos to play on the screen.
- c. LED Surrounds operator: assist the VDM, ensuring that the right rotation and information turns up on the LED surrounds.

Together with the ITTF, the organizing committee has to make sure that video assets require are prepared in advance for the next day.

### 3.3 Equipment required

3.3.1 Central screen in the stadium

3.3.2 Seamless switcher

3.3.3 Video desk console

3.3.4 LED surrounds (Preferable height for LED is 0.75m-0.8m, maximum height allowed is 1m)

- Short Side ~ 8m (with A-corners) or 10m (without A-corners)
- Long Side ~ 16m
- High refresh rate (for slowmo cameras)
- Ideal pitch distance – no more than 6mm

*\*Refer to Annex E for LED show court setup*

### 3.4 Example of use of LED and Video Wall at the Liebherr 2019 World Table Tennis Championships:



# 2020 ITTF WORLD TOUR



Player Intro



Match Information



Sponsor Advert



LIVE FEED + GAME POINT

### 3.5 Example of LED Central Screen Rundown (when down to 1 table)

Real time (HH:MM:SS)	Duration (HH:MM:SS)	Sequence	Video
----------------------	---------------------	----------	-------



# 2020 ITTF WORLD TOUR

-00:30:00 (30 minutes before 1 <sup>st</sup> point is played)	00:22:30	Crowd coming in	Sponsors advert ITTF Video Archives Fan interaction videos Others
-00:07:30	00:02:00	Before march-in	
-00:05:30	00:01:00	Promo of 1 <sup>st</sup> athlete	Athlete promo/highlights video
-00:04:30	00:00:30	1 <sup>st</sup> player runs in	Live feed from camera
-00:04:00	00:01:00	Promo of 2 <sup>nd</sup> athlete	Athlete promo/highlights video
-00:03:00	00:00:30	2 <sup>nd</sup> player runs in	Live feed from camera
-00:02:30	00:00:30	Umpire introduction	Live feed from camera
-00:02:00	00:02:00	Players warming up	Live feed from camera
00:00:00 (start of 1 <sup>st</sup> point)	00:05:00*	Start of first game	Scoreboard/LIVE Broadcast feed
00:05:00	00:01:00	End of first game	Live feed from camera/replay points from game
00:06:00	00:00:15	Players walking back to court	Animations such as clap, make some noise
00:06:15		Start of second game	Scoreboard
00:09:30*	00:01:00	1 <sup>st</sup> Timeout during game	Live feed from camera/replay points from game
00:10:30		Continue match	Scoreboard
		Match in progress	
		Subsequent breaks and timeouts	
00:40:00	00:01:30- 00:02:30	End of match – between match	Live feed from camera/replay points from game
		End of session – crowd leaves	Highlight of previous match
01:00:00*	00:00:20 – 00:00:30	Start of victory ceremony	Live feed from camera



# 2020 ITTF WORLD TOUR

## 4. Lights

Lights is an important element of sport presentation as it is able to enhance the atmosphere and also the spectators live experience in the stadium. The moment gates are opened to the spectators, lights of the stadium should be dimly lighted.


According to the directives of the World Tour, the lights of the stadium must at least be a minimum of 1500lux.

To enhance the experience of TV audiences, it is **mandatory for all World Tour events** to provide dedicated lighting for one show court on the last 2 days of the tournament.



# 2020 ITTF WORLD TOUR

Below are some examples of using a lighting rig to only light up the playing arena of 1 show court. If the stadium is unable to provide lights specifically for the playing arena, it is advised to install a lighting rig or find other possible solutions. Dimensions of the lighting rig should be bigger than the dimensions of the playing arena for the entire arena to be well and evenly lit.



## 4.1 Equipment required:

### 4.1.1 5R moving beams

OC are advised to use 5R Moving beams for effect lighting in the stadium





# 2020 ITTF WORLD TOUR



## 4.1.2 Smoke/haze machine

Haze machine is recommended to create dramatic effect and build up atmosphere in the stadium, to be used during player entrance into the playing arena / prize presentation etc.



## 4.2 Example Lights Rundown

Real time (HH:MM:SS)	Duration (HH:MM:SS)	Sequence	Lights
-00:30:00 (30 minutes)	00:22:30	Crowd coming in	Dimly lighted



# 2020 ITTF WORLD TOUR

before 1 <sup>st</sup> point is played)			
-00:07:30	00:02:00	Before march-in	Dark: Image mapping/laser light show
-00:05:30	00:01:00	Promo of 1 <sup>st</sup> athlete	Stadium to be dark, focus on player's entrance
-00:04:30	00:00:30	1 <sup>st</sup> player runs in	Spot light to follow player as they run in to the court
-00:04:00	00:01:00	Promo of 2 <sup>nd</sup> athlete	Stadium to be dark, focus on player's entrance
-00:03:00	00:00:30	2 <sup>nd</sup> player runs in	Spot light to follow player as they run in to the court
-00:02:30	00:00:30	Umpire introduction	Only show court is lighted
-00:02:00	00:02:00	Players warming up	
00:00:00 (start of 1 <sup>st</sup> point)	00:05:00*	Start of first game	
00:05:00	00:01:00	End of first game	
00:06:00	00:00:15	Player back in their corner	Spot light can be used to highlight players
00:06:15		Start of second game	Only show court is lighted
00:09:30*	00:01:00	1 <sup>st</sup> Timeout during game	Spot light can be used to highlight players
00:10:30		Match in progress	Only show court is lighted
		Subsequent breaks and timeouts	Spot light can be used to highlight players
00:40:00	00:02:00 – 00:03:00	End of match – On Court Interviews.	Spot to be focus on player and interviewer.
	00:05:00	End of match – Between Matches.	Venue to remain dimly lit in anticipation of next match.
		End of session – crowd leaves	House lights to be turned on
01:00:00*	00:00:20 – 00:00:30	Start of victory ceremony	Show court lights only





# 2020 ITTF WORLD TOUR

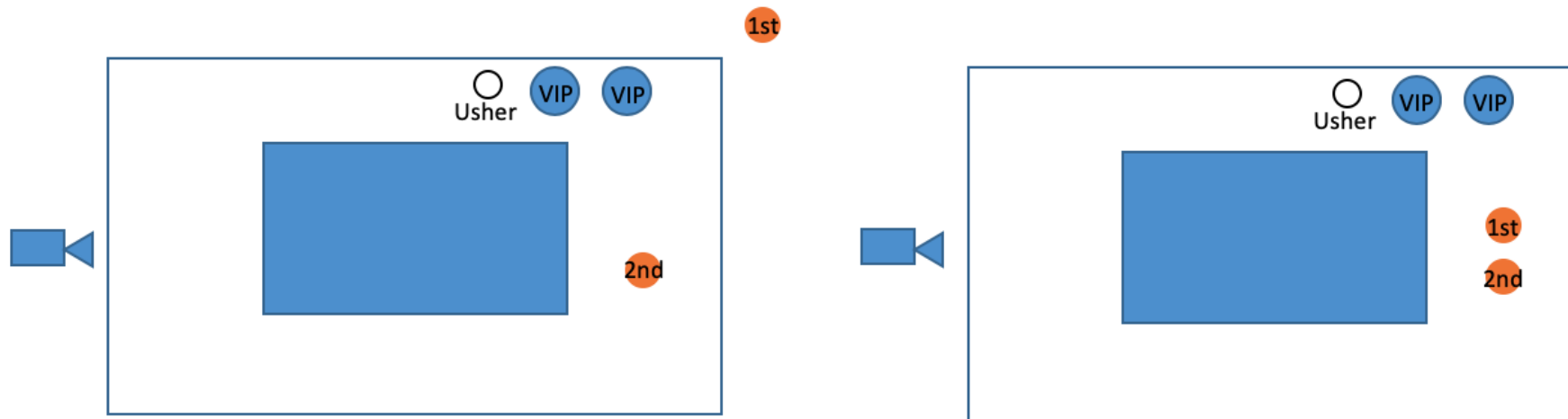


# 2020 ITTF WORLD TOUR

## 5. Award Ceremony

For the Award Ceremony in 2020, all prize presentations will be held **on court** immediately after the finals of each match. It is very important that award ceremonies are rehearsed in advance so that everyone knows the procedure and their respective roles.

Below is a brief running order of award ceremony the full script can be found in Annex D.



1. VIPs are invited to take their places.
2. Runner up is invited on to the court first and presented the award.
3. Champion is then invited on the courts and presented the award. Runner up to stay on the same spot
4. A photo taking with both VIP should be done after the awards are given. VIP and Players are then usher off.



# 2020 ITTF WORLD TOUR

## 6. Performances and Interactive Activities

A high quality entertainment has the ability to make an event spectacular in a truly magical way and also generate bigger crowds for future events. They can be scheduled in between breaks/matches which will be the source of entertainment for the spectators.

The organizing committee can choose to have performance that will showcase the culture of the country or city. Performance can range from jugglers, magicians, bands, singers, dancers etc.

Start time/Scenario	Performance	Remarks
30-10 mins before session starts	Presenter and spectators interaction Performance will end about 10 mins before session commences	Organize quizzes, games etc
Between matches/sessions	Short performance or activity that will entertain the crowd while waiting for the next match to start	E.g Sponsored give away, fan Q&A, local performances, exhibition matches.
After matches	On court interviews with athlete/coach	To be conducted by Presenter. Also to invite players to sign balls and hit up the spectator seats for fans (up to decision of organizing committee)



# 2020 ITTF WORLD TOUR

## 7. March-in

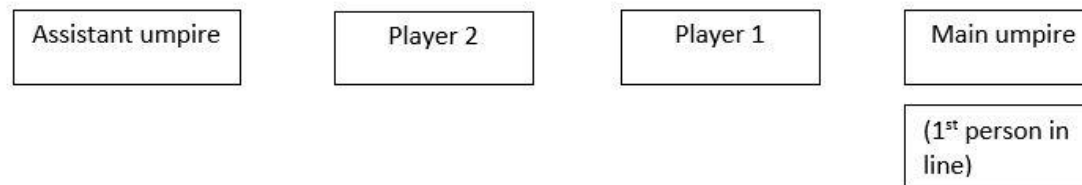
### 7.1 Players

#### Qualifications and the early rounds of the main draw

On days of **qualifications and the early rounds of the main draw**, a standard march in procedure is required for every 1<sup>st</sup> match of the session.

The march-in procedure will start 5 minutes before the official match time, which means that players have to report and be ready at the call area 10 minutes before the match starts.

The line-up will be in such order: the umpire of the match will lead the line, followed by the players, and the assistant umpire.



Here is a simple rundown of how the march-in procedure will commence





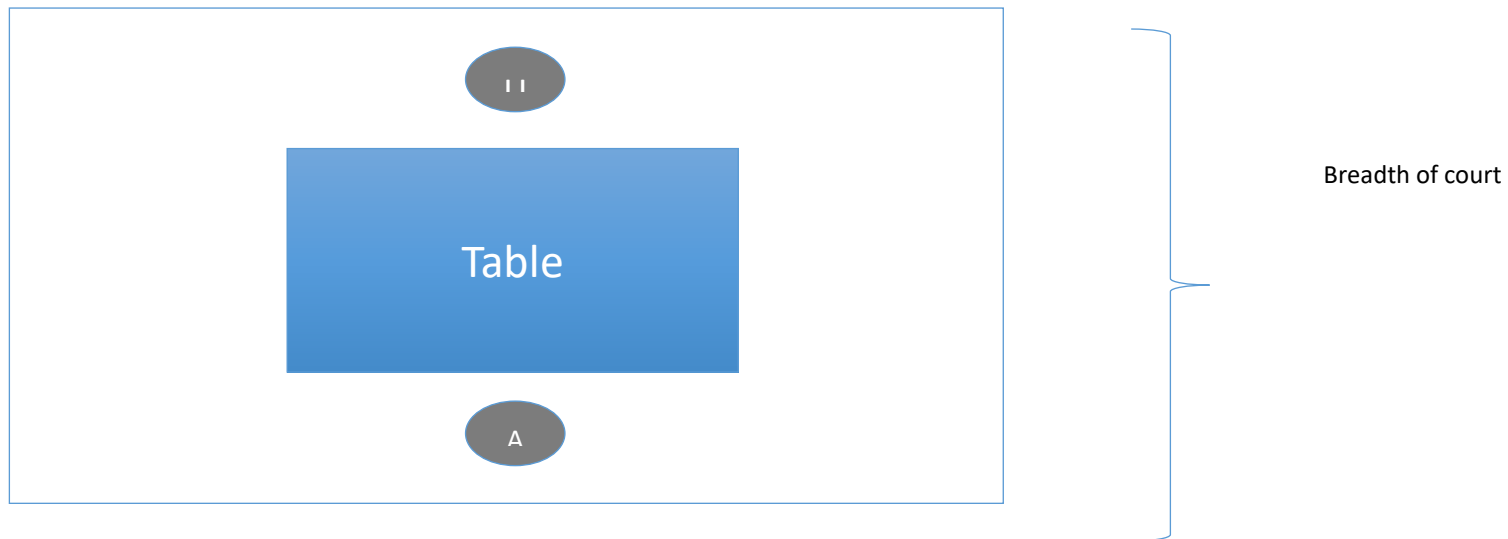
# 2020 ITTF WORLD TOUR

## One Show Court

When there is only **one show court** left, a different march-in procedure will be used. The umpires and players will enter the arena separately.

5 minutes before match time, the umpires will march into the arena and stand on the breadth of the court. Below is an example of the umpire's position after entering the arena. **NO** music will be played when the umpires make their way into the court.

Players will stand to the side of the main umpire upon entering the court. Once both pairs/players are in position, umpires will proceed with the coin toss.



\*U: Main umpire \*AU: Assistant Umpire

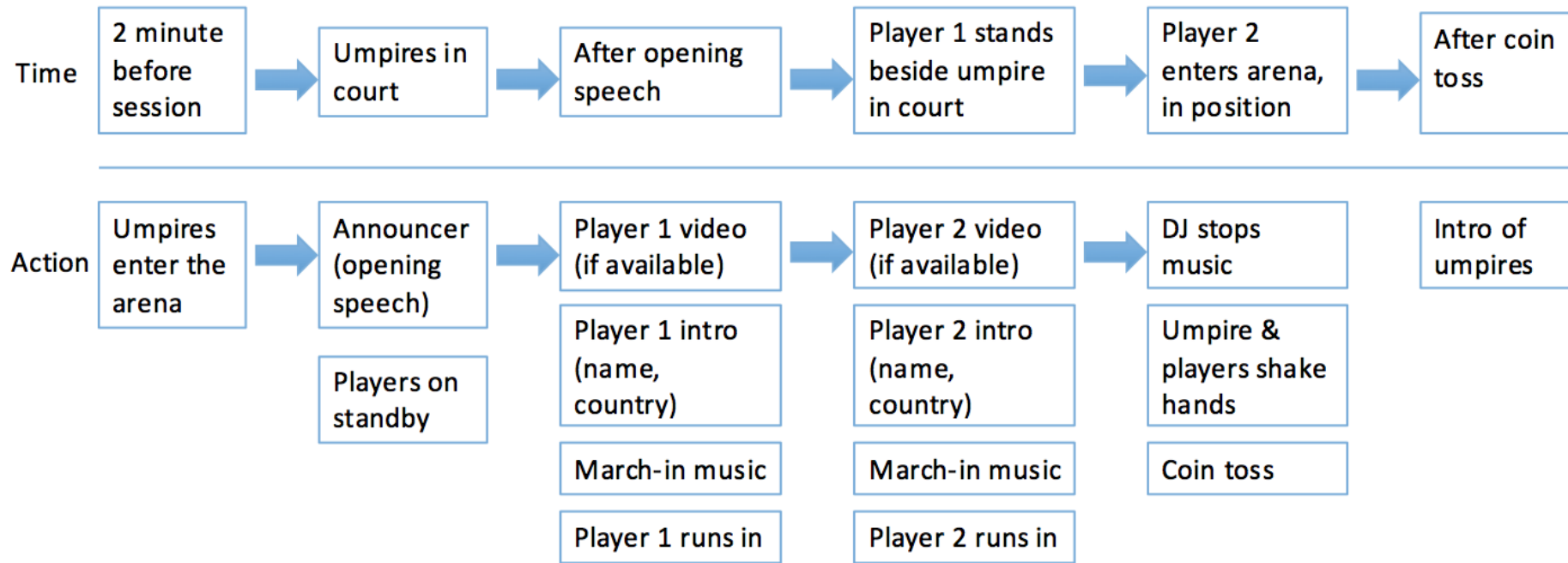
*\*Position of main umpire and assistant umpire is dependent on the layout of the umpire tables*

At the same time, the players must already be on standby position to make their entrance into the court.

Below is a timeline of the march-in procedure when matches will be played in only one show court.



# 2020 ITTF WORLD TOUR



Note: A final teaser video will be played before player march in for the finals of World Tour Platinum events. ITTF will provide the video.

A player march-in video for each player should be played and use to introduce each player. Sample video of Men's Singles Final march-in video at the 2015 World Table Tennis Championships: <https://www.dropbox.com/sh/1n0szxz3ak0chjw/AAB97QUwdjJKvSlGhZsVN5a1a?dl=0>


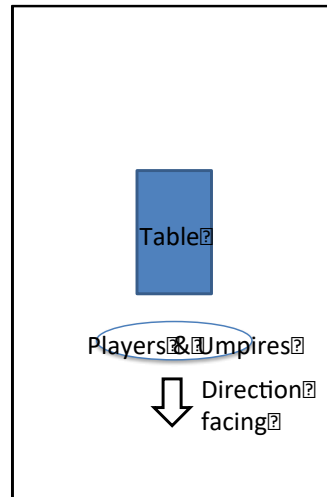
## 7.2 Standing Positions on Court



# 2020 ITTF WORLD TOUR

## 7.2.1 Without TV Production

When there is no TV production and streaming is done by Sport Radar (itTV) with one camera, umpires and players are requested to stand in a position on court such that all persons are fully within the frame of the camera, by standing in front of the table instead of behind the floor stickers at the back of the court, unless the CM advises differently.





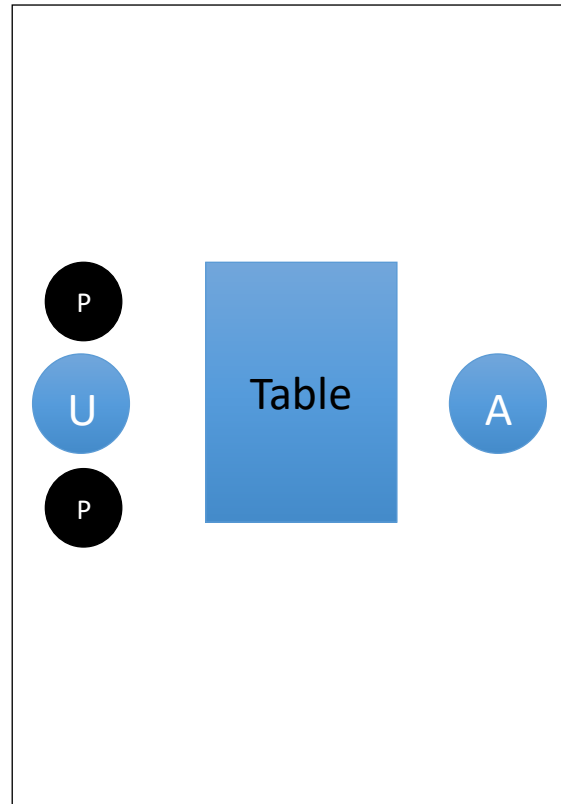


# 2020 ITTF WORLD TOUR

## 7.2.2 With TV Production and more than 1 table

Players to march in with umpires and assistant umpires as before but stand according to the following diagram:

Player A to stand on the Umpire's right and Player B on Umpire's left.



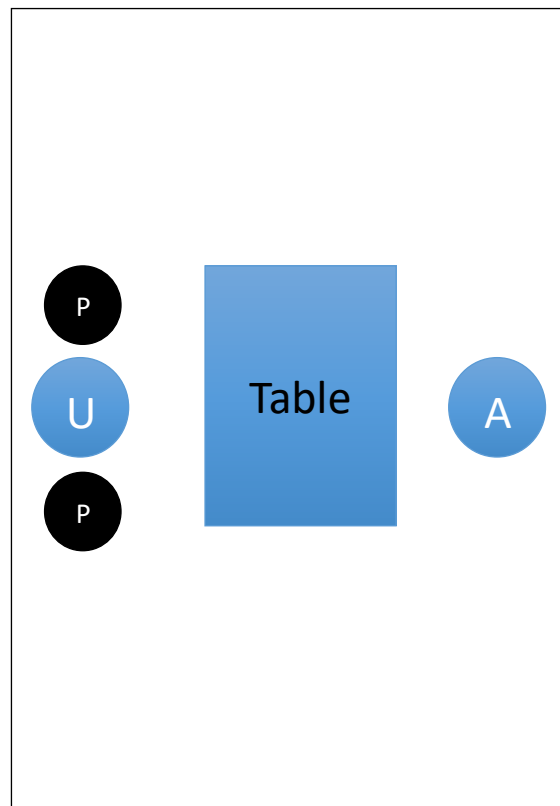


# 2020 ITTF WORLD TOUR

## 7.2.3 With TV Production and down to 1 table

When there is TV production, umpires will march in first and stand according to their position on court. The players will march in one by one after introduction, and stand beside the main umpire when they enter the court.

The coin toss will proceed immediately after both players/pairs have entered the court.



*\*Position of main umpire and assistant umpire is dependent on the layout of the umpire tables*



# 2020 ITTF WORLD TOUR

## 7.3 Walk-in/Walk-out procedures for Umpires

### 7.3.1 Without formal presentation

- Start of match:

a. Walk in as a team and go to respective station directly, without shaking hands.

- End of match:

a. Wait for your partner near the exit after all post-match duties are completed

b. Walk out as a team without standing at attention

c. Umpire to lead when walking out.

### 7.3.2 With formal presentation

- Start of match:

a. Follow directions of Referee/Competition Manager

b. Umpire and Assistant Umpire may shake hands

c. Nod when introduced, no stepping forward

- End of match:

a. Wait for your partner at the designated spot as directed by Referee/Competition Manager

b. If there is no instruction given, wait near the exit and walk out as a team without standing at attention

c. Umpire to lead when walking out.



# 2020 ITTF WORLD TOUR

## Annexes

### Annex A

#### Introduction of World Tour – before start of session

Ladies, gentleman, fans of Table Tennis! Welcome to the <Tour Title> 2020 ITTF World Tour, (country) Open.

The <Tour Title> 2020 ITTF World Tour is the world's best Table Tennis series which consists of 2 tiers – The ITTF World Tour and ITTF World Tour Platinum.

The best players are here in (country) to battle it out for a total prize money of US\$ \_\_\_\_\_. There are a total of \_\_\_\_ players, competing in a total of 5 events.

Players will be competing to qualify for the prestigious ITTF World Tour Grand Finals, where the Top 15 male and female players of the year will face off in an Epic showdown of speed, skill and technique.

Today, on day X of competition, the (eg. Women's Singles Round 3 and Men's Singles Round 3) sessions will be played.



# 2020 ITTF WORLD TOUR

## Annex B

### Match Introduction

#### **Start of 1<sup>st</sup> match of the session for qualification and early main draw matches:**

Once again, good morning and welcome to (location). [e.g Stockholm, Chengdu, Olomouuc.]

It is now time to kick things off at the <Tour Title> 2020 ITTF World Tour, (country) Open! We will now commence with the (first event of the session). Let us welcome the players and umpires.

- (Players and umpires march in, with march in music as background)

On Table 1, (1<sup>st</sup> player name) from (country), (2<sup>nd</sup> player name) from (country)

On Table 2, (1<sup>st</sup> player name) from (country), (2<sup>nd</sup> player name) from (country)

- Continue to introduce players on all tables before introducing the umpires.

Umpire for the match on Table 1, from (country), (name)

Assistant umpire, from (country), (name)



# 2020 ITTF WORLD TOUR

## **When one show court is left**

### **(For Doubles)**

*And now, the moment you have been waiting for* (modify accordingly), let's welcome the players of the Women's Doubles final.

Pair 1: Representing (country), (name) and (name)

Pair 2: Representing (country), (name) and (name)

- Handshake between players and umpires
- Umpires to proceed with coin toss

Umpire for the match, from (country), (name).

Assistant umpire, from (country), (name)

Sit back and enjoy the match!

### **(For Singles)**

*You have seen them fight to get here and everything comes down to this!* (Modify accordingly) Let's welcome the players of the Women's Singles final!

Player 1: Representing (country), (name)

- (Player runs out to court)

Player 2: Representing (country), (name)

- (Player runs out to court)

Handshake between players and umpires



# 2020 ITTF WORLD TOUR

- Umpires to proceed with coin toss

Umpire for the match, from (country), (name).

Assistant umpire, from (country), (name)

Sit back and enjoy the match!

## **(After end of final match)**

Ladies and Gentlemen, we hoped that you have enjoyed the pulsating final but don't leave yet as the awarding ceremony will be coming up shortly!





# 2020 ITTF WORLD TOUR

## Annex C

### Between Sessions

We have now come to the end of the morning/afternoon session. Please join us again at (time), as the (quarter-finals) of the (Men's Singles) continues!

### End of last Session of the Day

Thank you Ladies and Gentlemen, we hope that you have enjoyed the exciting matches today. Please join us again tomorrow morning for another day of excitement, the first match will commence at (time).

Thank you and have a good night

(Music starts)

### End of event (Closing)

With that, it concludes all the events from the <Tour Title sponsor> 2020 ITTF World Tour, (country) Open. We hope that you had an amazing time here in (location). From everyone here, thank you and have a good night. See you again next year at the 2021 ITTF World Tour, (country) Open.



# 2020 ITTF WORLD TOUR

## Annex D

### Award Ceremony

Welcome to the awarding ceremony of the <Tour Title sponsor> 2020 ITTF World Tour, (country) Open.

Ladies and Gentlemen, please welcome the officials and the winners of the XXX event.

*Action: players and officials go to their position, led by someone*

Runner-up place goes to (name) from (country)

*Action: Player usher onto court and waves to the crowd*

The trophy/medal and flowers will be presented by: Mr/Ms/Mrs/Mdm (name), (position) of (company/organisation name)

*Official walks up, and collects the flowers from the hostess, shakes the players' hand and gives them the flowers. Then the official collects the medal from the hostess and puts it around the player's neck and then walks back to their starting position.*

And now, let's put our hands together for the XXX event Champion of the <Tour Title sponsor> 2020 ITTF World Tour, (country) Open. (Name) from (country)

*Action: Player usher onto court and waves to the crowd*

The trophy/medal and flowers will be presented by: Mr/Ms/Mrs/Mdm (name), (position) of (company/organisation name)

*Official walks up, and collects the flowers from the hostess, shakes the players' hand and gives them the flowers. Then the official collects the medal from the hostess and puts it around the player's neck and then walks back to their starting position.*

I would like to invite the officials and players to come for a photo session.

*Action: Officials are escorted by the for a photo with the players.*

And now just our winners

*Action: The hostesses escort Officials away from the podium OR off the court*



# 2020 ITTF WORLD TOUR

(After awards has been given out for ALL events)

Congratulations again to all the winners and thank you all for attending the <Tour Title sponsor> 2020 ITTF World Tour, (country) Open. Up next we have the XXX Finals **OR** “closing”



# 2020 ITTF WORLD TOUR

## Annex E

### Sponsorship LED Boards Usage during Match

During the match, the Sponsorship LED board used should be the single-coloured logo version (grey logos). The sponsor's logos should only be changed between points, not when the ball is still in play. Example:



### Sponsorship LED Boards Usage between Match

Between the matches, if the LED boards are not used for other sport presentation purposes, the multi coloured adverts can be used to provide additional exposure to sponsors. Ideally to use a white base and shown below.

Video adverts can also be used on the surrounds during breaks between matches.



# 2020 ITTF WORLD TOUR



**Show Court Setup**  
Number of surrounds: 36+4 surrounds  
Size of surrounds: 1.4m length x ~75cm height  
Short side LEDs: 9.6m or 10m length x 75-80cm height  
Long sides: 12 x 1.40m + 50cm gap each side = 17.80m

## Annex F

LED Show Court Setup:

