

TTR TABLE TENNIS REVIEW



TABLE TENNIS.
FOR ALL.
FOR LIFE.
ITTF.com

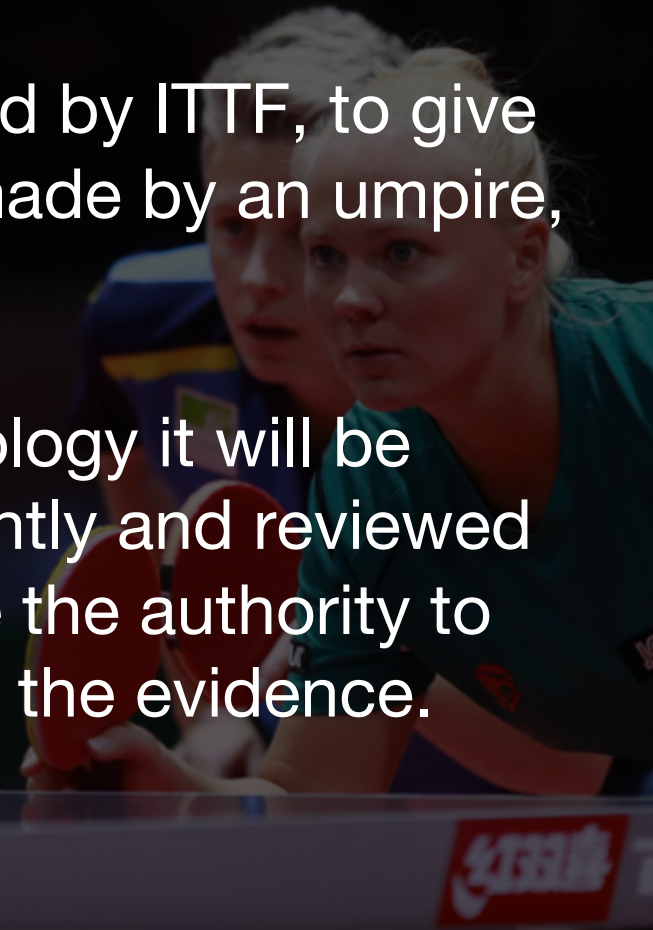


Introduced by ITTF 2019/11

INTRODUCTION

Table Tennis Review (TTR) is introduced by ITTF, to give players the right to review a decision made by an umpire, which they believe is incorrect.

With the help of highly accurate technology it will be possible to have a point replayed instantly and reviewed by a video match official, who will have the authority to overturn the original decision based on the evidence.



#	EXAMPLES OF POINT OF REVIEW	TECHNOLOGY
1	Edge balls	Ball tracking and VR Animation
2	Service net	Ball tracking and VR Animation
3	Service toss height	HD Multi-camera slow motion review & reality measurement
4	Service toss angle	HD Multi-camera slow motion review & reality measurement
5	Service ball hiding	HD Multi-camera slow motion review
6	Service toss below playing surface	HD Multi-camera slow motion review
7	Service toss inside playing surface	HD Multi-camera slow motion review
8	Service palm not open	HD Multi-camera slow motion review
9	Striking ball inside playing surface	HD Multi-camera slow motion review
10	Ball hitting part of the body	HD Multi-camera slow motion review
11	Ball striking non net assembly parts	HD Multi-camera slow motion review
12	Other Handbook Laws 2.10	HD Multi-camera slow motion review

TTR PROCEDURE

1. The players are informed before the match starts whether TTR is available.
2. The umpire takes a decision and awards the point accordingly.
3. The player who is faulted or not awarded a point can request TTR by calling “TTR” or “Review”.
4. The request for TTR must be made as soon as possible after the umpire awards the point and before the start of the next rally.
5. The TTR will only be specific for the reason of fault i.e. toss height.
6. The umpire requests the TTR with a signal, indicating a square with the hands.

TTR PROCEDURE

7. The TTR crew replays the point in question in the TTR monitor room and the in-venue screens.
8. The TTR match official validates and makes the final decision on the point.
9. The final decision appears on the TTR replay.
10. The umpire confirms or changes the decision accordingly.
11. Each player/pair have up to two (2) reviews per match. One (1) review at a time will be deducted if the player(s)' review was unsuccessful.

TTR FLOW

Public procedure

Final decision


Players informed if TTR is available or not before the match starts



Umpire takes a decision and awards a point



Player requests TTR as soon as possible after the umpire awards the point



Umpire requests TTR



TTR FLOW

Public procedure



Final decision

TTR starts with replays in the TTR room and in-venue screens


TTR Match Official validates and makes final decision

Umpire confirms decision accordingly

TTR replay or visual with decision displayed in the venue screens



EXAMPLE 1 - EDGE BALL




IN




TABLE TENNIS.
FOR ALL.
FOR LIFE.
ITTF.com

EXAMPLE 2 - EDGE BALL



OUT

EXAMPLE 3 - NET BALL




LET



TABLE TENNIS.
FOR ALL.
FOR LIFE.
ITTF.com

EXAMPLE 4 SERVICE TOSS HEIGHT



12.3 cm



REVIEW SUCCESSFUL



TABLE TENNIS.
FOR ALL.
FOR LIFE.
ITTF.com

EXAMPLE 5 – SERVICE TOSS ANGLE


48.3°

REVIEW UNSUCCESSFUL

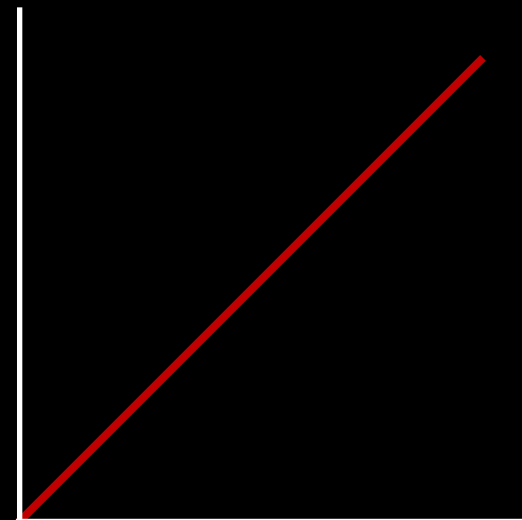


TABLE TENNIS.
FOR ALL.
FOR LIFE.
ITTF.com

EXAMPLE 6 – SERVICE TOSS ANGLE



$\leq 30^\circ$ considered as
nearly vertical



$\geq 31^\circ$ not considered
as nearly vertical

DISCLAIMER

- TTR will be introduced in selected events.
- At this initial phase of TTR, a player can only request TTR for decisions made by the umpire which directly affect the player with a fault or awarded point against. *Example. A player cannot request TTR in case an umpire has not called a fault service for the opponent.*
- As a new innovation, under ongoing evaluation, the ITTF is welcoming feedback from players and coaches.
- Send your feedback at competitions@ittf.com.